




# CM lite



Simco-Ion Chargemaster systems are excellently suited for temporarily bonding materials; adhesion between the material surfaces is brought about by generating an electrostatic charge. As a result, production processes can often be simplified and accelerated. A system consists of a DC high-voltage generator and one or several charging electrodes. The generator generates the high voltage for the high voltage points in the electrodes. The high voltage points produce ions to charge the materials, which then adhere to each other or to other surfaces electrostatically. High-frequency switching technology is used in the generators. This technology ensures a consistent output voltage at a preset value, until overloading. The generators are electronically current limited and protected from spark-over. Features of the modern design include the control panel, which has membrane switches can be rotated 180°.

The CM generator supply's the high-voltage for charging bars and electrodes. A combination of a generator and charging bar or electrode is called a Charge Master electrostatic charging system. It allows you to temporarily bond materials. Chargemaster systems provide a simple and economic solution for all In mould labeling applications. The CM is a switched mode power supply. The generator output current is electronically restricted and protected against spark-over.

The output voltage can be set between 0 and maximum voltage of 20 kV. The generator incorporates functions for remote switching on and off as well as for remote setting of voltage (0-10 V).




## Features

- ⊕ Frontpanel factory selectable for flat or wall mounting
- ⊕ Membraneswitches flatpanel
- ⊕ Mounting brackets for bottom or top mounting
- ⊕ No fan
- ⊕ Short circuit protected output
- ⊕ Very stable output voltage electronically controlled
- ⊕ Remote control options:
  - Switching high voltage on and off
  - Output voltage setting: 0-10 V
- ⊕ External (0 - 10 V)
- ⊕ Large digital readout with backlight
- ⊕ Run option for easy manually test
- ⊕ External overload signalling

### Technical specifications

Housing material	steel, powdercoating
Weight	5,2 kg
Connections	4
I/O	Sub-D 25 p
High voltage reading	LCD display
Cable	2,5 m with plug and Euro Connector IEC-320
Ambient temperature	0 - 40 °C
Use circumstances	industrial
U primary	120 V or 230 V AC
Frequency	50 - 60 Hz
Power consumption	48 Watt
U secondary	0 - 20 kV DC
I secondary	0 - 0,7 mA
Polarity	pos. or neg.
Overload indication	yes
Optional	remote control*

\*Contact Simco-Ion for detailed specifications

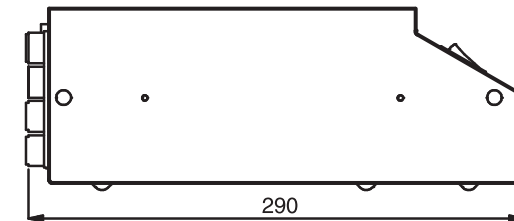
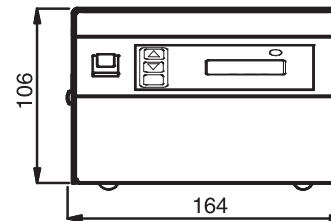


Power supply output

CM lite



CM for wall mounting with 180° turned frontpanel



Technical drawing CM lite



### Simco-Ion Netherlands

Postbus 71  
Lochem, The Netherlands NL-7240 AB  
Tel: +31 (0)573 288333  
Fax: +31 (0)573 257319  
general@simco-ion.nl  
www.simco-ion.nl